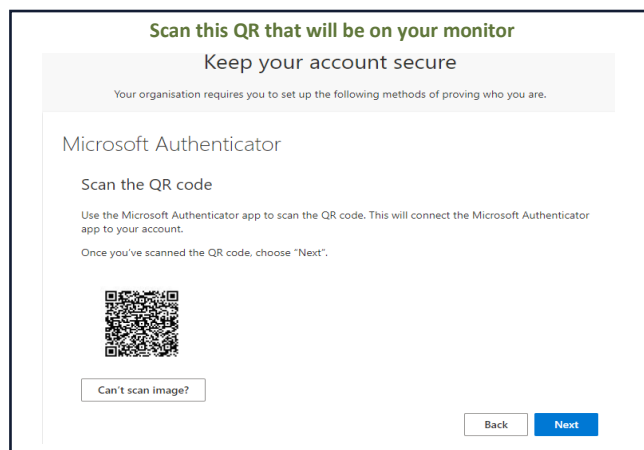

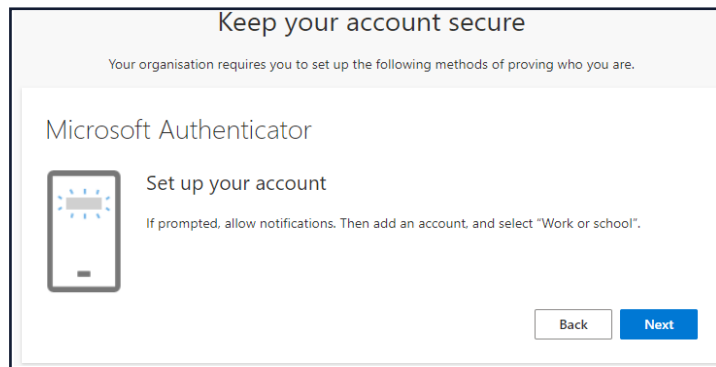
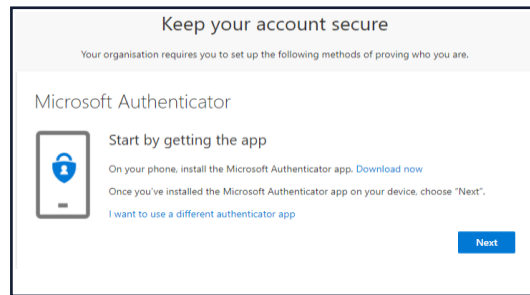


# NLXP - Multi-factor authentication

The first time you access your approved reports you will need to set up MFA.

The following are screen shots to establish the MFA; this process only needs to be set once.




# NLXP - Multi-factor authentication

## Keep your account secure

Your organisation requires you to set up the following methods of proving who you are.

### Microsoft Authenticator



Let's try it out

---

Approve the notification we're sending to your app.



## Keep your account secure

Your organisation requires you to set up the following methods of proving who you are.


### Success!


Well done. You have successfully set up your security info. Choose "Done" to continue signing in.

**Default sign-in method:**

-  Microsoft Authenticator  
ONRSR-iPhone-DNPCP3ADN735
-  Microsoft Authenticator

### Microsoft Authenticator



 Notification approved

# NLXP - Multi-factor authentication



## National Level Crossing Portal Terms of Use

In order to access National Level Crossing Portal resource(s), you must read the Terms of Use.

National Level Crossing Portal Terms & Conditions >

Please click Accept to confirm that you have read and understood the terms of use.

Decline

Accept